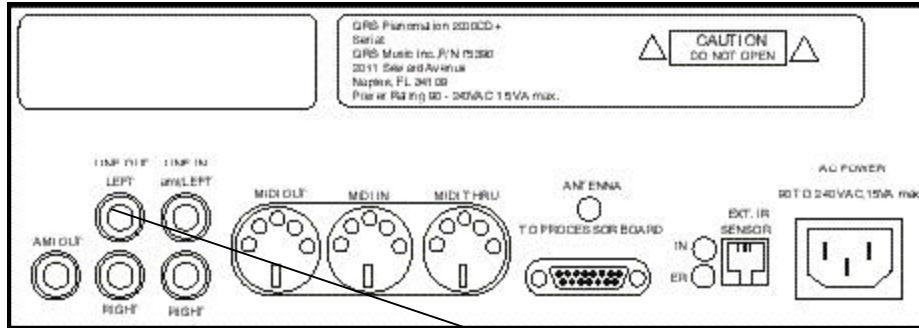


BASIC 2000CD+ PIANO HOOKUP



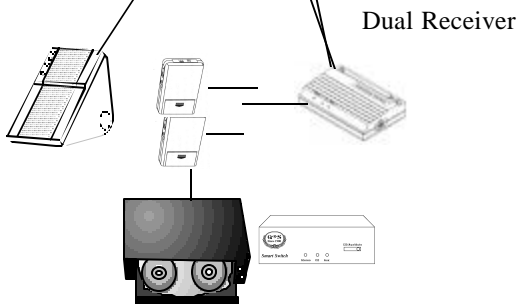
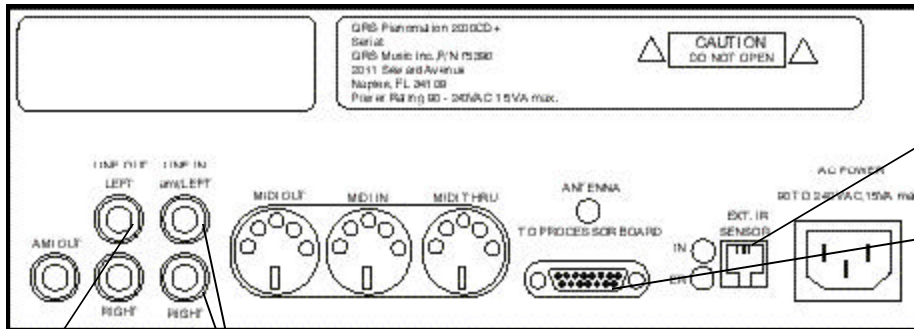
- Control box is usually located on the front of the piano and the IR eye is located so that the remote control does all of
- Meant to be plug and play. Does not rely on external
- Wirelessly transmitting an additional signal to the piano from an external CD Player
- Wirelessly transmitting both Piano and Background music to the piano from an external
- A Smart Switch at the stereo.



External IR

Item	Part #	Wholesale
External IR	70394	\$20.00
Grand Piano Pianomation Retrofit Kit		

BASIC 2000CD PIANO HOOKUP W/DUAL WIRELESS TRANSMISSION



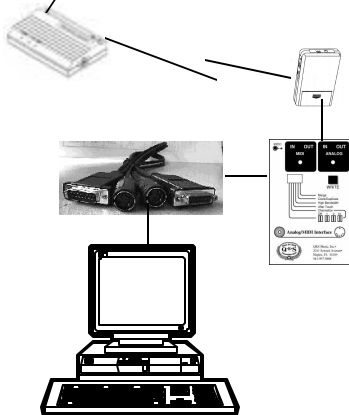
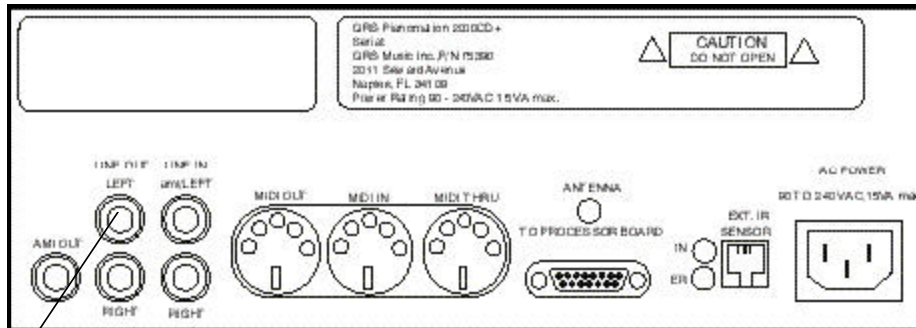
Dual Receiver

External IR

Item	Part #	Wholesale
External IR	70394	\$20.00
Grand Piano Pianomation Retrofit Kit		
2000CD+	75395	\$550.00
Wireless Transmitter Dual Channel (subtract \$100 if only transmitting one channel)		

Prices subject to change,

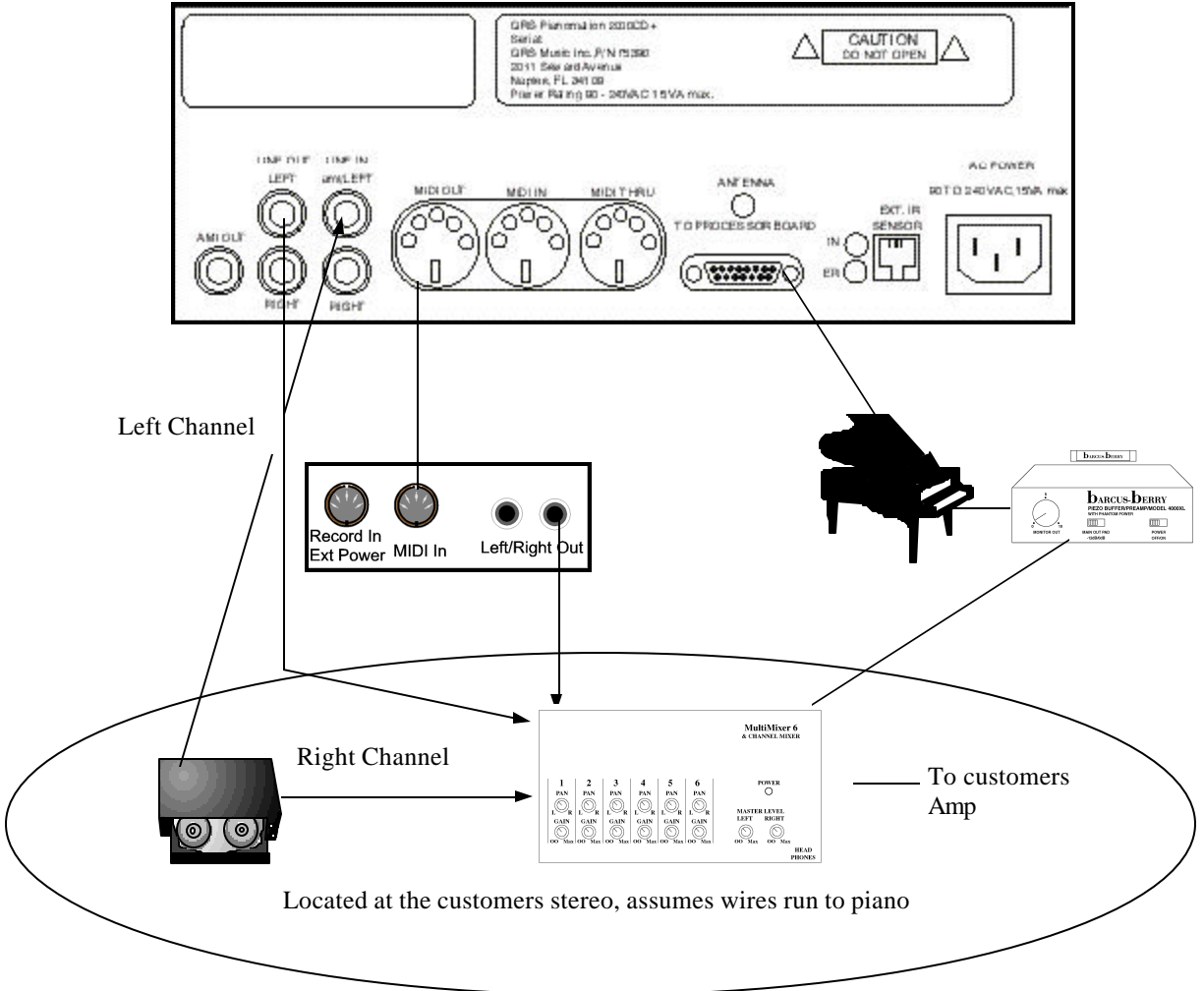
REQUIREMENTS TO ADD WIRELESS TRANSMISSION FROM YOUR COMPUTER TO A QRS PLAYER SYSTEM



Item	Part #	Wholesale
Option 1 PC Sound Card to MIDI Cable Male		
Option 2 - Laptop or PC USB to MIDI	50123	\$110.00
AMI - Analog To MIDI Interface (subtract \$295 if		
Wireless Transmitter & Receiver Piano (If hardwired subtract \$225.00) (add \$14.40 for MIDI		
Total to Add Option 1 50115 + 70153 + 50060 + 50288		
Total to Add Option 2 50123 + 70153 + 50060 + 50288		

Note: If a receiver of the same frequency already exists at the piano you only need an additional transmitter Pt # 50285 Subtrac

ADDING AN EXTERNAL SOUND MODULE OR A MICROPHONE, MIXING WITH THE BACKGROUND MUSIC TO BROADCAST THROUGH THE ESTABLISHMENT.



Item	Part #	Wholesale
Option 1 Barcus Berry Pick Up		
Option 2 Sound Expander		
Total OPTION 1 OR 2 hardwired		
Total if signals are wirelessly transmitted add 50288 + 50289		