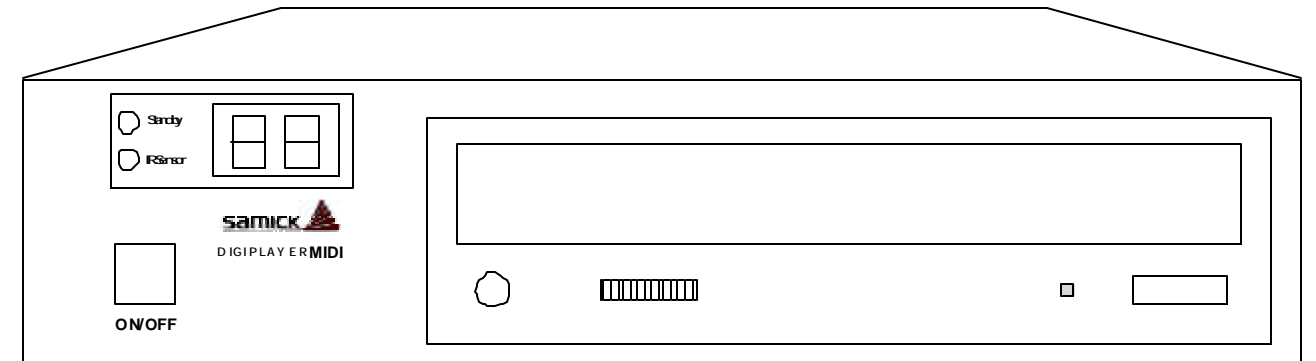




Pianomation Digiplayer Owners Manual



For technical support call:
QRS Music Technologies, Inc.
2011 Seward Avenue
Naples, FL 34109
Voice 941-597-5888
Fax 941-597-3936
Web: www.qrsmusic.com



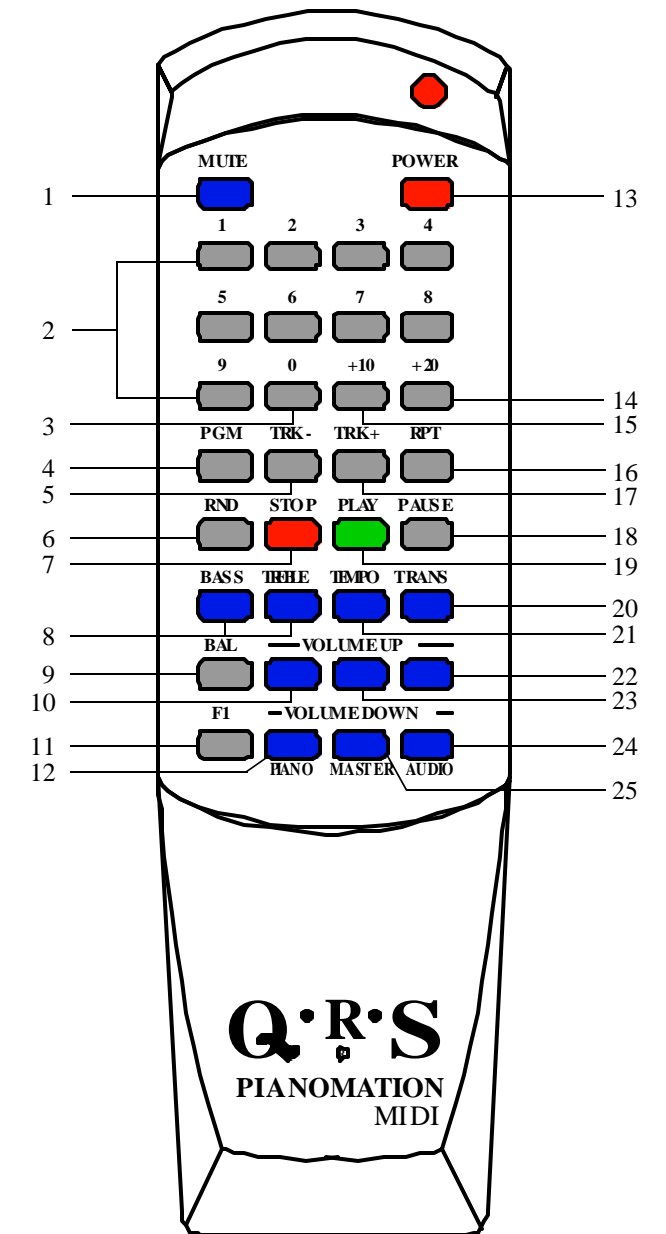
Contents

Digiplayer Features.....	3
A Word About QRS Music Technologies, Inc.....	4
The Pianomation Digiplayer.....	5
Understanding the Pianomation Music Library.....	6
Music Library.....	7-8
Front Panel Description.....	9
Back Panel Description.....	10
Remote Control Features.....	11
How To Contact Us.....	12



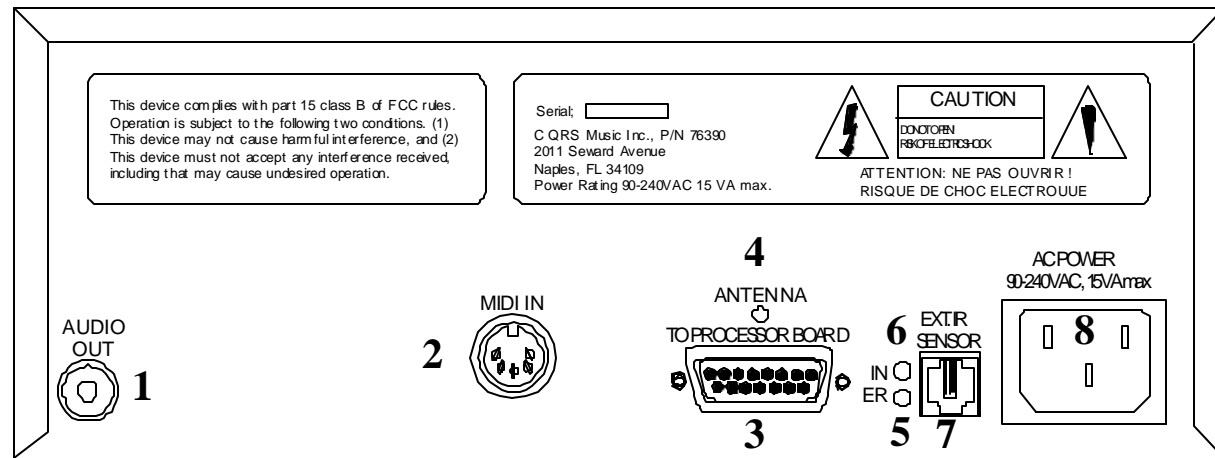
Remote Control Features

- Mutes audio and piano tracks.
Displays nu then track number in the LED Display.
- To select Track # 1 - 9.
- To select Track # 10 or 20, press +10 or +20, then 0.
- Allows you to program a sequence of tracks to play.
Display reads Pr. To set program, press desired track numbers, then PLAY.
To escape Program mode, press STOP twice.
- Track - Returns to beginning of track or to previous track.
- RANDOM. Starts random play.
To quit random play, press STOP.
- STOP. Stops the music from playing.
- BASS, TREBLE. Adjusts audio bass and treble.
Press once, then use volume UP arrows to increase or the volume down arrows to decrease.
- BALANCE. Press 3 times for full dynamic range.
Display reads PL in the LED Display.
- Increases piano volume.
- F1 (Not Available.)
- Decreases piano volume.
- Turns system ON/OFF.
- +20. To select Track # 21 through 29.
(To select track 21, press this button [+20], then 1.)
- To select Track # 11 through 19.
(To select Track 15, press this button [+10], then 5.)
- Repeat. Repeats all the tracks on the CD.
- Track +. Moves to beginning of next track.
- PAUSE. Track number flashes until
Pause or Play is pressed.
- PLAY.
- Transpose music. (Not Available.)
- Tempo control for the speed of the song.
(Not Available.)
- Increases audio volume only.
- Increases piano and audio volume.
- Decreases audio volume.
- Decreases piano and audio volume.



The Pianomation™ Digiplayer will “remember” all the settings after you turn the system off. If the power cord is unplugged and plugged back again, the system will power up with the default values. The remote control unit uses four AAA batteries.

Back Panel Description



1. Use "AUDIO OUT" for the connection to an amplifier/speaker system. This is the output for the accompaniment music, and is designed for connection to a line level input of a standard home entertainment component (i.e., Stereo Amplifier).
2. This is a standard "MIDI IN" port that allows you to drive the player system from any standard MIDI device such as a home computer, etc.
3. This DB-15 port is connected to the player system processor. Under no circumstances should this port be connected to a computer or any other device other than the QRS Processor.
4. Reserved for future use.
5. LED Light "ER" flashes if the system enters a fault condition. This light should normally light briefly during system start up and then go out. If this light stays on, try unplugging the entire system, wait a few minutes and repower. If light stays lit after repowering call your technician.
Note: It is normal for this light to be on when DB 15 connector is unplugged and the power cord is connected.
6. LED Light "IN" should be lit any time the internal CD player is in play mode.
7. The "EXT. IR" port is used in conjunction with the optionally available remote eye. Use this feature if you would like to place the cd drive out of common sight and still maintain remote control functionality.
8. Inlet for the AC power cord connection. The input voltage can range from 100 to 240 VAC.

Digiplayer Features

Built in CD drive for plug-n-play ease of use.

Infrared wireless works with supplied remote control as well as several common universal remote controls commonly used with home entertainment equipment.

Rear panel MIDI IN port included for interfacing player system with external midi devices (i.e., Floppy Disk Drive, Computer).

Large, bright two character LED display provides easy reading of all parameters (i.e., Track Number, Remote Activity).

Rear panel control port allows optional sensor to be used. This is useful if one desires to hide control box from plain sight and maintain convenient remote control function.

AUDIO OUT is a standard RCA type connector that allows easy hookup to home entertainment equipment.

Large dual function front panel button provides easy selection of standby and play/pause functions.

Internal audio processor provides control over orchestration volume as well as bass and treble.

System is compatible with the extensive and growing QRS CD library.

All components are made of high quality parts for reliable operation.

A Word About QRS Music Technologies, Inc.

When QRS Music Inc. was established in 1900, “music software” meant perforated piano rolls, and “hardware” meant player pianos. Today, QRS is not only the world’s oldest and largest manufacturer of player piano rolls; it is a leader in contemporary player piano technology.

It all began with our founder, Melville Clark, who developed the pneumatic player piano as we know it today. Although the meaning of the initials “QRS” has been lost with the passage of time, we believe Mr. Clark’s original intentions of “Quality and Real Service” best describe our current philosophy.

A new era in roll recording began in 1912 with the use of the “Marking Piano”, an invention which made possible the manufacture of QRS “Hand Played” rolls. The first popular hand played roll to be released was “Pretty Baby”, played by the great ragtime pianist Charlie Straight. The “Marking Piano” has now been designated a National Historic Mechanical Engineering Landmark.

QRS bustled with activity during the “Roaring Twenties” under the skillful direction of Thomas M. Pletcher. Recording stars included James P. Johnson, composer of “THE CHARLESTON”, and Thomas “Fats” Waller, the subject of the Broadway smash “AIN’T MISBEHAVIN’”. Roll sales climbed to nearly 11 million in 1926, and QRS diversified into many other home entertainment areas. Movie cameras and projectors, phonographs and records, and QRS Red Top Radio Tubes were among the new product lines. The genuine flavor of this exciting decade has been preserved forever in our “Roaring Twenties” series.

At the height of this expansion, the stock market crashed. Hard times were ahead for QRS, but the dedicated leadership of Max Kortlander and the genius of staff artist J. Lawrence Cook kept QRS alive and well. In fact, the excellence of QRS rolls from the 1930’s (and their sister “Imperial” rolls) accounts for the current popularity of our “Fabulous Thirties” series.

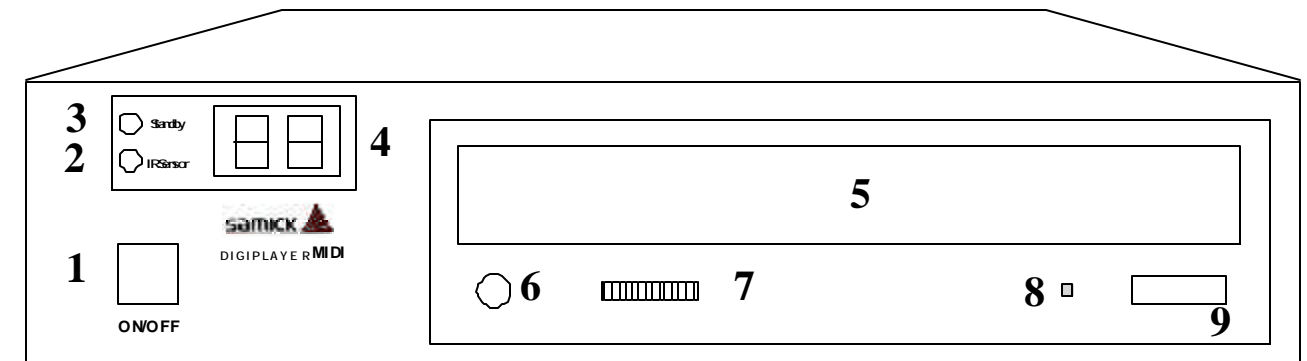
Roll sales declined gradually to a low of about 200,000 rolls per year in the early 1950’s. When eager “Do-it-yourself” hobbyists began restoring old player pianos, the demand for new player pianos became apparent and new spinet models soon hit the market. They were a great success, and beginning in 1966 with the new ownership of Ramsi P. Tick, QRS roll sales climbed once again toward the million mark. In the 60’s, 70’s and 80’s, over 10,000 new players were produced annually by several manufacturers, and the perseverance of QRS paid off. The song hits of those memorable years are captured in our “Hits of the 60’s, 70’s and 80’s” series.

With the renewed demand for top performers, Melville Clark’s Marking Piano returned to active duty. It once more resounded with the keyboard wizardry of America’s greatest pianists, just as it did seventy years ago. Liberace, Peter Nero, Roger Williams, and other celebrity artists have all chosen to record for QRS, trusting the preservation of their art to the acknowledged experts in the field of player pianos. Their masterpieces have been preserved in our “Celebrity Spectrum” series.

Today, with the knowledge gained from over 90 years of experience in the player piano industry, QRS remains dedicated to bringing live entertainment into your home. The turn of a new century is upon us, and QRS remains on the leading edge of player piano technology. We have created a system for automating any piano, enabling it to play any music flawlessly and expressively, and it’s as easy to use as a player piano roll. We call this the **Pianomation Reproducing System**.

Though our founding fathers aren’t here to see it, you can trust QRS to bring you the same Quality and Real Service on which they built the business. With **Pianomation**, we’re forging a new link in a chain of craftsmanship unbroken since 1900. And we’re pleased and proud when we proclaim: QRS Products *are Better*.

Front Panel Description



1. The ON / OFF switch located on the user interface front panel has three functions.
1 - Pressing this button when in standby, the system powers on.
2 - Quickly pressing and releasing this button when system is on starts disc playing.
3 - Quickly pressing and releasing this button when a disc is playing enters CD player into pause mode.
Quickly pressing and releasing the button when in pause mode will start the disc playing from the point where pause was entered.
NOTE: You must press and hold this button momentarily (about 1 sec) to turn power off.
2. Location of the IR remote control sensor. Be sure not to obstruct this area to ensure remote control functionality.
3. Standby indicator. The light is on when system is in standby mode and turns off when you turn the system on.
4. The two digit display provides indication of function status: total number of disc tracks, current track playing, volume level of piano and audio, as well as bass and treble level.
5. The CD tray is used for loading and unloading discs from the player. Use the "OPEN / CLOSE" (9) button to access this function. The disc is placed in the tray with its label facing up.
6. This headphone port is not normally used for player system operation although with a pair of headphones plugged into this output you could listen to standard music discs.
7. This volume control is not used for any player system functions. It only sets the level of the headphone port (#6).
8. Drive access light provides visual confirmation that the disc is being accessed.
9. Use this button to open and close the CD tray. When the tray is open you can gently push the tray directly to close.

Music Library

Continued from prior page.

Virtuoso Piano Vol. 3	801245
Divine Devotions	801246
Dream: The Magic of Johnny Mercer.....	801247
Operatic Phantoms	801248
Mixed Emotions.....	801249
Touching You.....	801250
More Than Titanic.....	801251
Baldwin Legends Play Chopin.....	801252
Baldwin Legends Play Classical Gems.....	801253
Christmas Jazz.....	801254
Keyboard Legends Play Beethoven.....	801255
Rodgers & Hart on Broadway.....	801256
Rachmaninoff Plays.....	801257
Late Night Songs.....	801258
Speak Softly To Me.....	801259
Chapter & Verse.....	801260

Concert Series

860,000 Series CDs

Concert quality piano performances coupled with live, prestigious orchestras and bands (Stuttgart, London, Prague, Vienna and other symphonies). These are orchestrated CDs. The right channel contains the analog signal for playing the supporting background music through traditional sound systems. The left channel contains MIDI information for driving the piano.

Big Band Favorites.....	860001
Lots Of Rhythm	860002
Christmas Sing Along.....	860003
Gentle Feelings	860004
Diamond Jubilee	860005
Playing Favorites.....	860006
Live Jazz.....	860007
Classically Orchestrated.....	860008
Evening With Tchaikovsky.....	860009
Dixieland Classics	860010
Manilow Mania.....	860011
Jazz In The Night	860012
Ecstatic For Elton.....	860013
Disney Favorites	860014
Secret Love.....	860015
Cross Country Express.....	860016
TV Themes.....	860017
From Dixie To Swing.....	860018
Hits Of The Piano Man: Billy Joel.....	860019
Through The Years: Kenny Rogers	860020
Sunshine Quartet.....	860021
Rock Around The Clock.....	860022
Bolling Suite.....	860023
Evergreen: Hits Of Barbara Streisand	860024
Bonkers For The Beatles.....	860025
His Way: Hits Of Frank Sinatra.....	860026
Chartoppers	860027

Art Of The Trio.....	860028
Country Parlor Piano	860029
Reflections Of Yanni.....	860030
Brass Americana	860031
Hits Of Patsy Cline.....	860032
New Age Sampler	860033
Best Of Burt Bacharach.....	860034
Best Of Broadway	860035
Cheek To Cheek.....	860036
Concerti For Piano.....	860037
Happy Sounds Of Christmas.....	860038
Tribute To Liberace	860039
Happy Hour.....	860040
Lounge Act.....	860041
Tribute To Richard Clayderman.....	860042
The Pop Chart ,Vol. 1	860043
Magic Kingdom Favorites	860044
Best Of Simon And Garfunkel	860045
Nickelodeon Christmas	860046
Concerti for Piano, Vol. II.....	860047
Concerti for Piano, Vol. III.....	860048
Mostly Mancini.....	860049
Magic Of Motown.....	860050
Switched On Classics.....	860051
Chartoppers II.....	860052
Leroy Anderson Favorites	860053
Las Vegas Souvenir.....	860054
Best Of Strauss.....	860055
High On Fats	860057
Duke Ellington Hits.....	860058
Music For All Occasions.....	860059
Big Band Tribute to Frank Sinatra.....	860060
Concerti For Piano, Vol. IV.....	860061
Christmas Is.....	860062
Pop Chart Vol II.....	860063
Like Benny To Me	860064
Moondance.....	860065
Singin Swingin Christmas	860066
Shiny New Christmas	860067
Timeless.....	860068
The Beatle Years.....	860069
Swing Then & Now.....	860070

Original Artist Series

Golden Pop Vocals.....	875001
Original Artist Vocals.....	875002
Headliner Vocals.....	875003

For Use with the Pianomation Nickelodeon

Nickelodeon 1.....	975001
Nickelodeon 2.....	975002
From Dixie To Swing	860018M
Nickelodeon Christmas	860046M
Best Of Strauss.....	860055M
Music For All Occasions.....	860059M

The Pianomation™ Digiplayer

The Pianomation Digiplayer is a high performance playback system designed to give you maximum flexibility with unparalleled performance, quality and reliability. This system was designed for the player piano enthusiast in mind with the ease of one button play to the power of multimedia interaction. The choice is yours!

QRS has married the two very different technologies of analog and digital MIDI information. Since Pianomation handles the MIDI signal in both the analog and digital formats, a unique and interesting array of playback and recording possibilities have become available.

What is MIDI you ask. MIDI is an acronym for **M**usical **I**nstrument **D**igital **I**nterface. It is a universal language adopted by the musical instrument manufacturers so that a variety of different MIDI equipped devices can talk to each other.

There are two ways to store MIDI information, in a digital format or in an analog format. The patented process of storing MIDI information in an analog format is a unique feature available only on the QRS Pianomation Digiplayer. This process has been a standard in the industry for years. MIDI information can also be stored in a digital format (Floppy Disks or PCs).

The Pianomation Digiplayer is a MIDI equipped playback system for acoustic pianos. Like an electric sound module, it will act as a mechanical sound module when sent MIDI commands from other MIDI controllers. MIDI controllers generate MIDI performance messages (MIDI Signal) that communicate directly with Pianomation and MIDI sound modules. The piano plays when MIDI performance messages are sent from your own controller (Disk Drive or PC) to the QRS Pianomation Digiplayer. Those MIDI performance messages tell the piano which keys to play, how long to hold those notes and at which level of expression to play them. Pianomation can control each piano key with 127 levels of expression.

Understanding The Pianomation Music Library

Since 1900, QRS has been accumulating recordings of famous artists.


Nostalgic Series



400,000 Series CDs

All recordings in this series are derived from historic piano rolls. Musical selections on the left channel are MIDI signals that drive the Pianomation system. The right channel is blank. The Nostalgic Series CDs are color coded gray.

Floppy Disks



500,000 & 600,000 Series Floppies

QRS floppy disks are DOS/IBM formatted, double sided/double density. They contain Standard MIDI Files (Song.MID). These disks can be played on any disk drive that can read a DOS formatted double density disk (i.e., PC computer, QRS AMC etc.). QRS floppy disks are 3.5" and follow the General MIDI guidelines. The 500,000 series floppies are used in the Baldwin Concert Master/Pianomation. The 600,000 series are used in all other applications (i.e., PCs, Digital Keyboards). Refer to your instruments owners manual to determine if the disks will be accepted in your instrument.

Performance Series



800,000 Series CDs

All recordings are derived from live performances which display the superb playback capabilities of the Pianomation MIDI System. The left channel carries the Pianomation MIDI signal which drives Pianomation MIDI systems and other MIDI devices. The right channel is blank. The Performance Series CDs are color coded red.

Concert Series



860,000 Series CDs

Concert quality piano performances coupled with live, prestigious orchestras and bands (Stuttgart, London, Prague, Vienna and other symphonies). These are orchestrated CD's. The right channel contains the analog signal for playing the supporting background music through traditional sound systems. The left channel contains MIDI information for driving the piano. The Concert Series CDs are color coded blue.



Original Artist Series

875,000 Series CDs

An exclusive licensing and exciting new recording technology combines Pianomation with the original stars and their hits of yesterday and today. These are orchestrated CD's. The right channel contains the analog signal for playing the supporting background music through traditional sound systems. The left channel contains MIDI information for driving the piano. The Original Artist Series CDs are color coded purple.

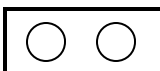
Nickelodeon Series



975,000 Series CDs and Those Concert Series CDs with the Suffix M

In addition to being able to play the entire Pianomation library, the QRS Pianomation Nickelodeon can play these CD's specifically designed for it. In addition to playing the piano and offering audio accompaniment, these CD's will also play the percussion instruments mounted in the Nickelodeon. The nickelodeon series is color coded green or contain the suffix "M" in the Concert Series.

Video Sing-Along Series



950,000 Series Videos

Good, old-fashioned sing-along fun! All that is needed is a VCR player, a TV and a QRS video tape. As the music plays on your piano equipped with Pianomation, the words will scroll down your television screen.

Music Library

Nostalgic Series

400,000 Series CDs

All recordings in this series are derived from piano rolls. Musical selections on the left channel are MIDI signals that drive the system. The right channel is blank.

Liberace	400101
Ragtimers On Parade	400102
Ferrante & Teicher/Roger Williams	400103
Jazz Masters	400104
Golden Oldies	400201
Country Crossovers	400202
All Time Greatest Hits	400203
Contemporary Mega Hits	400204
Stocking Stuffers 1	400301
Stocking Stuffers 2	400302
Stocking Stuffers 3	400303
Celebrity Christmas Sing-Along	400304
Cool Christmas	400305
Broadway Musicals 1	400401
Broadway Musicals 2	400402
Broadway Musicals 3	400403
Broadway Musicals 4	400404
Roaring Twenties	400501
Fats Waller	400502
Fabulous Thirties	400503
Forties Big Band	400504
Broadway Musicals 5	400601
Broadway Musicals 6	400602
Broadway Musicals 7	400603
Broadway Musicals 8	400604
Roaring Twenties #2	400701
Fabulous Thirties #2	400702
The Forties #2	400703
Two Sides Of The Fifties	400704
Country Jamboree 1	400801
Country Jamboree 2	400802
Country Jamboree 3	400803
Country Jamboree 4	400804
Roaring Twenties #3	400901
Fabulous Thirties #3	400902
The Forties #3	400903
More Fifties Favorites	400904
Hits Of The Sixties	401001
Hits Of The Seventies	401002
Hits Of The Eighties	401003
Children's Music	401004
Classical Sampler	401101
Classical Sampler #2	401102
Fats Waller Encores	401103
Easy Listening	401104
Irish Pub Songs	401105

Performance Series

800,000 Series CDs

All recordings are derived from live performances which display the superb playback capabilities of the Pianomation MIDI System. The left channel carries the signal which drives the system and other MIDI devices. The right channel is blank.

Great Pianists Of The 20th Century	801201
An All Chopin Program	801202
Cocktails	801203
Casual Classics	801204
Moonlight Moods	801205
Live At The Yesterday Lounge	801206
Sophisticated Sounds 1	801207
Sophisticated Sounds 2	801208
Latin American Super Hits	801209
As Time Goes By	801210
Supper Club Deluxe	801211
The Forties Hour	801212
Suite In A-440	801213
Gershwin Plays	801214
Phantom Of The Opera/ Les Miserables	801215
French Piano Music	801216
Brahms Piano Works Vol. 1	801217
Grieg: Selections From The Holberg Suite And More	801218
Mozart & Scarlatti: Sonatas, Fantasies & Variations	801219
Schumann: Piano Works Vol. 1	801220
J.S. Bach: Masterpieces Of The Baroque	801221
When I Fall In Love	801222
Way Blue	801223
Jazz By Jones	801224
Let's Misbehave	801225
Mozart Piano Sonatas	801226
Piano Classics	801227
Candlelight Classics	801228
Isn't It Romantic	801229
Glamorous Night	801230
Private Recital	801231
Relaxing Classics	801232
Virtuoso Piano Vol. 1	801233
Sweet Hour Of Gospel	801234
Virtuoso Piano Vol. 2	801235
New Age Sampler	801236
Beatles Songbook	801237
Country Piano Treasury	801238
Crazy Rhythm	801239
Rags And Then Some	801240
Broadway Revisted	801241
High Standards	801242
Russian Composers	801243
Robert Finley Plays Liszt	801244

Continued on next page.